
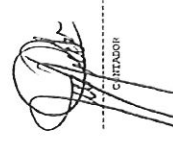


BALANCE ANALITICO
 AL 30/04/2014

| CUENTA | NOMBRE | DEBE | HABER | SALDO ACTUAL |
|-------------|--|-------------------|---------------|-------------------|
| 1 | ACTIVO | 533,329,400.47 | 31,770,234.71 | 532,902,785.50 |
| 101 | DISPONIBILIDADES | 208,870,176.02 | 31,770,234.71 | 201,415,054.13 |
| 10103 | MONEDA NACIONAL | 33,484.19 | 4,165.63 | 29,327.79 |
| 10103.01 | BANCOS DEL PAIS | 33,484.19 | 4,165.63 | 29,327.79 |
| 10103.0101 | DEPOSITOS A LA VISTA | 33,484.19 | 4,165.63 | 29,327.79 |
| 1016 | BANCO AGROCOMERCANTIL | | | |
| 101603 | MONEDA EXTRANJERA | 208,936,691.03 | | 201,385,726.33 |
| 101603.01 | BANCOS DEL PAIS | 80,051.17 | | 77,387.84 |
| 101603.0101 | DEPOSITOS A LA VISTA | 10,358.83 | | 9,792.43 |
| 101603.0101 | BANCO AGROCOMERCANTIL, S.A. (31-4000001-7) | 2,080,588.46 | | 1,982,935.41 |
| 101603.0101 | DIFERENCIAL CAMBIARIO | 69,692.34 | | 67,595.40 |
| 101604 | DIFERENCIAL CAMBIARIO | 14,004,194.71 | | 13,553,458.47 |
| 101604.01 | BANCOS DEL EXTERIOR | 69,692.34 | | 67,595.40 |
| 101604.0101 | DEPOSITOS A LA VISTA | 0,130,320.42 | | 126,727.02 |
| 101604.0101 | THE BANK OF WA VISTA | 27,026,592.32 | | 26,796,670.38 |
| 101604.0101 | DEPOSITOS A LA VISTA | 1,052,004.60 | | 1,025,873.16 |
| 101604.0101 | DIFERENCIAL CAMBIARIO | 181,830,048.34 | | 179,896,783.33 |
| 104 | CUENTAS POR COBRAR | 324,358,224.45 | | 324,358,224.45 |
| 104101 | MONEDA NACIONAL | 324,358,224.45 | | 324,358,224.45 |
| 104101.10 | CUENTAS POR COBRAR | 324,358,224.45 | | 324,358,224.45 |
| 104101.1001 | ARELcupa - Cotas de Transmision | 324,358,224.45 | | 324,358,224.45 |
| 3 | PASIVO | -3,090.09 | | -3,090.09 |
| 305 | CUENTAS POR PAGAR | -3,090.09 | | -3,090.09 |
| 3051 | MONEDA NACIONAL | -3,090.09 | | -3,090.09 |
| 305101.06 | RENTAS INMEDIATAS | -3,090.09 | | -3,090.09 |
| 305101.0601 | I.S.R. | -3,090.09 | | -3,090.09 |
| 305101.0605 | TIMBRES | -1,931.29 | | -1,931.29 |
| 5 | PATRIMONIO | -553,934,870.27 | | -553,934,870.27 |
| 501 | PATRIMONIO PRIMARIO | -2,547,955,250.88 | | -2,547,955,250.88 |
| 5011 | MONEDA NACIONAL | -2,547,955,250.88 | | -2,547,955,250.88 |
| 501101.01 | PATRIMONIO COMETIDO | -2,547,955,250.88 | | -2,547,955,250.88 |
| 501101.0101 | PATRIMONIO COMETIDO | -2,547,955,250.88 | | -2,547,955,250.88 |
| 501101.0102 | FONDOS RECIBIDOS SIGIE | -2,270,226,633.91 | | -2,270,226,633.91 |
| 502 | Resultados Acumulados | -277,728,616.97 | | -277,728,616.97 |
| 5021 | MONEDA NACIONAL | 1,994,020,380.61 | | 1,994,020,380.61 |
| 502101 | SUQUIPADOS DE EJERCICIOS ANTERIORES | -239,132,914.14 | | -239,132,914.14 |
| 502102 | Obra de Pagados | 1,220,538,040.76 | | 1,220,538,040.76 |
| 502103 | Obra de Transmision Entregada | 1,032,615,253.97 | | 1,032,615,253.97 |
| 6 | PRODUCTOS | -245,611.94 | | -245,611.94 |
| 601 | PRODUCTOS FINANCIEROS | -134.07 | | -134.07 |
| 6011 | MONEDA NACIONAL | -134.07 | | -134.07 |
| 601101 | INTERESES | -134.07 | | -134.07 |
| 601101.01 | DEPOSITOS A LA VISTA | -134.07 | | -134.07 |
| 601101.0102 | DEPOSITOS A LA VISTA | -134.07 | | -134.07 |
| 603 | PRODUCTOS POR OPERACIONES EN M/E | | | |
| 6031 | MONEDA EXTRANJERA | -245,477.86 | | -245,477.86 |
| 603101 | INTERESES | -245,477.86 | | -245,477.86 |
| 603101.01 | DEPOSITOS A LA VISTA | -30,726.24 | | -30,726.24 |
| 603101.0101 | DIFERENCIAL CAMBIARIO | -185,041.36 | | -185,041.36 |
| 603103 | VALORACION DE TITULOS - VALORES | -29,710.06 | | -29,710.06 |
| 603103.80 | DIFERENCIAL CAMBIARIO | -25,883.81 | | -25,883.81 |
| 603103.99 | OTROS | -3,826.25 | | -3,826.25 |

| CUENTA | NOMBRE | DEBE | HABER | Saldo Actual |
|----------------|--|---------------|------------|---------------|
| 604 | VARIACIONES Y GANANCIAS CAMBIARIAS EN MO | 0.00 | 6,370.05 | 0.00 |
| 6041 | VARIACIONES Y GANANCIAS CAMBIARIAS EN MO | 0.00 | 6,370.05 | 0.00 |
| 604101 | VARIACIONES TIPO DE CAMBIO | 0.00 | 6,370.05 | 0.00 |
| 607 | PRODUCTOS EXTRAORDINARIOS | -0.01 | 0.00 | -0.01 |
| 6071 | MONEDA NACIONAL | -0.01 | 0.00 | -0.01 |
| 607199 | OTROS | -0.01 | 0.00 | -0.01 |
| 7 | GAUSTOS | 20,055,171.83 | 6,370.06 | 21,369,451.08 |
| 702 | GASTOS POR OPERACIONES EN M/E | 16,956.57 | 5,368.98 | 22,325.55 |
| 7021 | MONEDA NACIONAL | 16,956.57 | 5,368.98 | 22,325.55 |
| 702104 | NEGOCIACION DE TITULOS - VALORES | 16,956.57 | 5,368.98 | 22,325.55 |
| 702104.01 | DIFERENCIAL CAMBIARIO | 14,777.04 | 4,674.22 | 19,451.26 |
| 702104.99 | OTROS | 2,179.53 | 694.76 | 2,074.29 |
| 703 | GASTOS DE AMPLIACION | 17,644,958.14 | 337,724.80 | 17,982,582.94 |
| 7031 | MONEDA NACIONAL | 17,644,958.14 | 337,724.80 | 17,982,582.94 |
| 703101 | COMITE DE FIDELCOMISO | 38,625.91 | 0.00 | 38,625.91 |
| 703101.01 | DIETAS | 38,625.91 | 0.00 | 38,625.91 |
| 703103 | IMPUESTOS, ARBITRIOS Y CONTRIBUCIONES | 65.00 | 0.00 | 65.00 |
| 703103.96 | OTROS | 65.00 | 0.00 | 65.00 |
| 703103.9992 | OTROS IMPUESTOS | 65.00 | 0.00 | 65.00 |
| 703104 | HONORARIOS PROFESIONALES | 185,739.20 | 1,074.62 | 186,813.82 |
| 703104.05 | OTROS | 185,739.20 | 1,074.62 | 186,813.82 |
| 703104.05 | OBRAS DE DISTRIBUCION - SUBSIDIOS | 336,630.18 | 0.00 | 336,630.18 |
| 703104.01 | OBRAS DE DISTRIBUCION - SUBSIDIOS | 17,420,400.03 | 336,630.18 | 17,757,030.21 |
| 784 | VARIACIONES Y GANANCIAS CAMBIARIAS EN MO | 2,886,132.66 | 74,037.44 | 2,954,620.05 |
| 7841 | VARIACIONES Y GANANCIAS CAMBIARIAS EN MO | 2,886,132.66 | 74,037.44 | 2,954,620.05 |
| 784101 | VARIACIONES TIPO DE CAMBIO | 2,886,132.66 | 74,037.44 | 2,954,620.05 |
| 788 | GASTOS POR SERVICIOS | 306,789.33 | 102,655.05 | 409,444.37 |
| 7881 | MONEDA NACIONAL | 107,172.56 | 61,822.56 | 169,000.12 |
| 788101 | COMISIONES | 107,172.56 | 61,822.56 | 169,000.12 |
| 788101.01 | FIDUCIARIA | 107,172.56 | 61,822.56 | 169,000.12 |
| 7886 | MONEDA EXTRANJERA | 119,616.77 | 40,832.49 | 160,449.25 |
| 788601 | COMISIONES | 119,616.77 | 40,832.49 | 160,449.25 |
| 788601.04 | BANCAFIAS | 13,489.71 | 5,233.03 | 18,722.74 |
| 788601.80 | DIFERENCIAL CAMBIARIO | 104,207.06 | 35,599.46 | 139,755.71 |
| 789 | IMPUESTO SOBRE LA RENTA | 435.13 | 43.04 | 478.17 |
| 7891 | MONEDA NACIONAL | 435.13 | 43.04 | 478.17 |
| 789101 | IMPUESTO SOBRE LA RENTA | 435.13 | 43.04 | 478.17 |
| 789101.02 | ISR - RENTAS DE CAPITAL | 435.13 | 43.04 | 478.17 |
| 9 | CUENTA DE REGISTRO | 367.00 | 0.00 | 364.00 |
| 901 | CUENTAS DE REGISTRO | 367.00 | 0.00 | 364.00 |
| 9011 | MONEDA NACIONAL | 367.00 | 0.00 | 364.00 |
| 901103 | FORMAS EN BLANCO | 367.00 | 0.00 | 364.00 |
| 901103.02 | CHEQUES | 367.00 | 0.00 | 364.00 |
| 901103.0201 | MONEDA NACIONAL | 163.00 | 0.00 | 162.00 |
| 901103.0201.1 | RAM 802-00001-1 | 163.00 | 0.00 | 162.00 |
| 901103.0202 | MONEDA EXTRANJERA | 204.00 | 0.00 | 202.00 |
| 901103.0202.01 | 31-4000081-1 | 204.00 | 0.00 | 202.00 |
| 999 | CONTRA CUENTA DE REGISTRO | -367.00 | 3.00 | -364.00 |
| 9999 | CONTRA CUENTA DE REGISTRO | -367.00 | 3.00 | -364.00 |
| 999999 | CONTRA CUENTA DE REGISTRO | -367.00 | 3.00 | -364.00 |

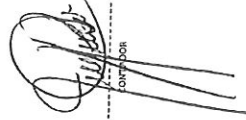

 DIRECTOR GENERAL


 CONTADOR

| | | | | | |
|--------|--|---------------|--------|-----------|---------------|
| 6 | PRODUCTOS | | | | |
| 601 | PRODUCTOS FINANCIEROS | | | | |
| 601101 | INTERESES | | 143.30 | | 337,366.31 |
| 603 | RENTAS | | | | |
| 603101 | RENTAS POR OPERACIONES EN M/E | 143.30 | | | |
| 603103 | NEGOCIACION DE TITULOS - VALORES | 307,512.94 | | | |
| 603105 | OTROS PRODUCTOS | 29,710.06 | | | |
| 604 | VARIACIONES Y GANANCIAS CAMBIARIAS EN MO | | | | |
| 604101 | VARIACIONES TIPO DE CAMBIO | | | | |
| 604199 | OTROS | | | | |
| 607 | PRODUCTOS EXTRAORDINARIOS | | | | |
| 607199 | OTROS | | | 0.01 | |
| 698 | PRODUCTOS DE EJERCICIOS ANTERIORES | 0.01 | | | |
| 698101 | PRODUCTOS DE EJERCICIOS ANTERIORES | | | | |
| 7 | GASTOS | | | | |
| 702 | GASTOS POR OPERACIONES EN M/E | | | | |
| 702104 | NEGOCIACION DE TITULOS - VALORES | | | 22,323.55 | 21,369,451.08 |
| 703 | OTROS GASTOS | | | | |
| 703101 | GASTOS DE ADMINISTRACION | | | | |
| 703103 | COMIENZO DE EJERCICIO | | | | |
| 703104 | IMPUESTOS, ARBITRIOS Y CONTRIBUCIONES | 38,625.91 | | | 17,492,502.94 |
| 703106 | HONORARIOS PROFESIONALES | 166,655.00 | | | |
| 703108 | OTROS DE DISTRIBUCION - SUBSIDIOS | 166,031.82 | | | |
| 703199 | GASTOS VARIOS | 17,757,098.21 | | | |
| 704 | VARIACIONES Y GANANCIAS CAMBIARIAS EN MO | | | | |
| 704101 | VARIACIONES TIPO DE CAMBIO | | | | |
| 708 | GASTOS POR SERVICIOS | | | | |
| 708101 | COMISIONES | 2,954,620.05 | | | 2,954,620.05 |
| 708601 | COMISIONES | 248,995.12 | | | 409,444.37 |
| 798 | GASTOS DE EJERCICIOS ANTERIORES | 166,449.25 | | | |
| 798101 | GASTOS DE EJERCICIOS ANTERIORES | | | | |
| 799 | IMPUESTO SOBRE LA RENTA | | | | |
| 799101 | IMPUESTO SOBRE LA RENTA | | | | |
| | | | 478.17 | | 478.17 |

Ganancia O Perdida del Ejercicio
 GUATEMALA, 30 DE ABRIL DE 2014

-21,032,084.77


 CONTROLLER GENERAL


 REPRESENTATIVE LEGAL